



# STAR POWER

A CHRISTMAS MUSICAL FOR CHILDREN

CREATED BY

**DAM ANDREWS**

ARRANGED BY **JOHN DEVRIES**

Dear Friends,

Welcome to **STAR POWER**. I am so thrilled to bring you another Pam Andrews Music Product for Christmas. I think you will love this musical. It is relatively simple to produce yet very, very cute. It also has an excellent message... *We have real star power only with the light of our Lord shining through us.*

The story begins with a group of Star Recruits arriving at the Star Power Training School. The stars are all eager to begin their training as heavenly stars...all except one star, Sparky, who has always had difficulty shining strong. He is the smallest star. He cannot shine as bright as the other stars. Captain Comet arrives with an angel from heaven with a special mission. Wise men are travelling from the East to worship the new born King Jesus. They need the brightest star to guide their way. Each recruit shines with their best power, but they are not bright enough. Finally, Sparky, the smallest star shines, but instead of shining on his own, he allows the power of God to shine through him, making him the brightest star of all.

The message is so simple. At Christmas and really all year through, we need to allow Jesus to shine through us. We are his vessels to share his light!

Your children will love the upbeat songs in this musical as well as the great story. You will find this musical to be easy to present and easy to learn. I know that most of us are extremely busy during the holiday season so this format will be welcomed with open arms. One more aspect of this musical is that it is perfect for any size or style of children's choir. You may have a choir that has many grade levels...this musical will be awesome because it has characters which can easily flow into a multi-aged choir. You may have a younger children's choir...again, this will be perfect because this musical is not difficult to learn. You may have an older children's choir...once again, this will be an excellent choice because this musical will provide a great musical experience for your children yet, not stress you out at this busy time of year.

We are also providing all the accessories to make your musical great...a resource notebook and video as well as various methods of purchase (download or hard copy). You, my customers, my friends, are who we listen to and want to please. We work very hard to design the products to meet your needs. We really want to be a servant to you.

Just know we are here to help you in any way. We at Pam Andrews Music are a team...a real team...ready and able to spread the gospel of Jesus Christ to our kids all over the world.

God bless you and have fun with **STAR POWER!!**  
Living for Jesus!

*Pam Andrews*

Contact Pam: **PamAndrewsMusic.com** or **PamAndrewsMusic@comcast.net**



# STAR POWER

A CHRISTMAS MUSICAL FOR CHILDREN

CREATED BY

DAM ANDREWS

ARRANGED BY JOHN DEVRIES

## Copyright information:

**STAR POWER** is under copyright © 2010 by Pam Andrews Publishing, 1207 Spearpoint Drive, Hendersonville, TN 37075 USA. All Rights Reserved.  
UNAUTHORIZED DUPLICATION PROHIBITED BY LAW

When you buy a download copy of this musical from Pam Andrews Publishing or its authorized distributors, certain materials in the PDF, DVD and CD collections may be duplicated for your own individual church.

For select products, Pam Andrews Publishing will grant you a license for the purchased music, lyrics, and script, to make as many copies as you need for your production.

**Pre-printed books may not be duplicated. The duplication license applies to download versions only.**

You may not give away, loan, sell, or trade the purchased products. If you want to make a video of your performance to sell or give away, please purchase a sync and master use license from the website.

Scripture taken from the HOLY BIBLE, NEW INTERNATIONAL VERSION ®. NIV®. Copyright © 1973, 1978, 1984 by International Bible Society. Used by permission of Zondervan Publishing House. All rights reserved.

“NIV” and “New International Version” are trademarks registered in the United States Patent and Trademark Office by International Bible Society. Use of either trademark requires the permission of the International Bible Society.



# Index of CD Points

	Listening CD		Split Track CD					
<b>Star Power Overture</b>	.	.	<b>1</b>	.	.	<b>1</b>		
<b>We're Seein' Stars</b>	.	.	.	<b>2</b>	.	.	<b>4</b>	
<b>Twinkle Rap</b>	.	.	.	.	<b>4</b>	.	.	<b>10</b>
<b>Star Power</b>	.	.	.	.	.	.	.	<b>18</b>
<b>Stars &amp; Lights Medley</b>	.	.	.	<b>8</b>	.	.	.	<b>24</b>
<b>We've Got What it Takes!</b>	.	.	.	.	<b>10</b>	.	.	<b>29</b>
<b>Jesus is Born in Bethlehem</b>	.	.	.	.	<b>12</b>	.	.	<b>35</b>
<b>Twinkle, Twinkle, Little Star.</b>	.	.	.	.	<b>14</b>	.	.	<b>43</b>
<b>Shine Through Me</b>	.	.	.	.	<b>16</b>	.	.	<b>44</b>
<b>Behold That Star / This Little</b>								
<b>Light of Mine—Finale</b>	.	.	.	.	<b>18</b>	.	.	<b>49</b>
<b>Star Power Bow Music</b>	.	.	.	.	<b>19</b>	.	.	<b>58</b>

# Index of Songs & Scenes

<b>Star Power Overture</b> . . . . .	<b>5</b>
<b>We're Seein' Stars</b> . . . . .	<b>9</b>
<b>Scene 1</b> . . . . .	<b>16</b>
<b>Twinkle Rap</b> . . . . .	<b>19</b>
<b>Scene 2</b> . . . . .	<b>26</b>
<b>Star Power</b> . . . . .	<b>27</b>
<b>Scene 3</b> . . . . .	<b>33</b>
<b>Stars &amp; Lights Medley</b> . . . . .	<b>35</b>
<b>Scene 4</b> . . . . .	<b>41</b>
<b>We've Got What it Takes</b> . . . . .	<b>43</b>
<b>Scene 5</b> . . . . .	<b>51</b>
<b>Jesus is Born in Bethlehem</b> . . . . .	<b>53</b>
<b>Scene 6</b> . . . . .	<b>58</b>
<b>Twinkle, Twinkle, Little Star</b> . . . . .	<b>59</b>
<b>Scene 7</b> . . . . .	<b>61</b>
<b>Shine Through Me</b> . . . . .	<b>62</b>
<b>Scene 8</b> . . . . .	<b>67</b>
<b>Behold That Star / This Little</b>	
<b>Light of Mine—Finale</b> . . . . .	<b>68</b>
<b>Star Power Bow Music</b> . . . . .	<b>75</b>

# STAR POWER OVERTURE

With a cool beat, in "2" ♩ = 100

Traditional, PAM ANDREWS

Arr. by John DeVries

CD: 1 • Split: 1

1 N.C.

5

9 **A**

13

Split: 2



**PamAndrewsMusic.com**

Copyright © 2010 by Pam Andrews Publishing, 1207 Spearpoint Drive, Hendersonville, TN 37075 USA. All Rights Reserved.  
UNAUTHORIZED DUPLICATION PROHIBITED BY LAW

## STAR POWER OVERTURE

**B** Joy to the World, Traditional

17 C<sup>2</sup> E7(#9) Ami<sup>9</sup> F E7

23 Ami C<sup>2</sup> Ami<sup>7</sup>

28 Ami<sup>7</sup> E7(#9) Dmi<sup>7</sup>

32 Dmi<sup>7</sup>/G C F<sup>2</sup> C/G G<sup>7</sup> C<sup>2</sup>

37 C F<sup>2</sup> C/G G<sup>7</sup> C C/B<sup>b</sup>



## STAR POWER OVERTURE

Split: 3

Slower Tempo *We've Got What it Takes!*, Pam Andrews

41 Eb/F Cmi<sup>7</sup>/F Ebmi<sup>6</sup>/F C Bb Db<sup>o</sup>

Musical notation for measures 41-43. Measure 41: Eb/F, Eb/F. Measure 42: Cmi<sup>7</sup>/F, Ebmi<sup>6</sup>/F. Measure 43: C, Bb, Db<sup>o</sup>.

accel.

a tempo ♩ = 126

44 F<sup>7</sup>SUS/C F<sup>7</sup> F<sup>7</sup>/Eb Bb/D Gmi<sup>7</sup> Cmi<sup>7</sup> F<sup>7</sup>

Musical notation for measures 44-46. Measure 44: F<sup>7</sup>SUS/C, F<sup>7</sup>, F<sup>7</sup>/Eb. Measure 45: Bb/D, Gmi<sup>7</sup>. Measure 46: Cmi<sup>7</sup>, F<sup>7</sup>.

47 D<sup>7</sup> Ami<sup>7</sup> D<sup>7</sup> Gmi Gmi<sup>7</sup>/F C/E C<sup>7</sup>

Musical notation for measures 47-49. Measure 47: D<sup>7</sup>, Ami<sup>7</sup>, D<sup>7</sup>. Measure 48: Gmi, Gmi<sup>7</sup>/F. Measure 49: C/E, C<sup>7</sup>.

50 F<sup>7</sup> Cmi<sup>7</sup> F<sup>7</sup> Bb Db<sup>o</sup> F<sup>7</sup>SUS/C F<sup>7</sup> F<sup>7</sup>/Eb

Musical notation for measures 50-52. Measure 50: F<sup>7</sup>, Cmi<sup>7</sup>, F<sup>7</sup>. Measure 51: Bb, Db<sup>o</sup>. Measure 52: F<sup>7</sup>SUS/C, F<sup>7</sup>, F<sup>7</sup>/Eb.

## STAR POWER OVERTURE

53  $Bb/D$   $Gmi^7$   $Cmi^7$   $E^7$   $F^7$   $Eb$   $E^\circ$

56  $Bb/F$   $Dmi^7$   $Eb$   $F^7$   $Gmi$   $Eb$   $F^7$   $Gmi$

59  $Eb$   $F^7$   $Bb$   $Ab^7$   $G^7$   $Eb$   $F^7$   $Gmi$

62  $Eb$   $F^7$   $Gmi$   $Eb$   $F^7$   $Bb$

# WE'RE SEEIN' STARS

Words and Music by  
 PAM ANDREWS  
 Arr. by John DeVries

Shuffle Feel ♩ = 148

1 CD: 2 • Split: 4

A C C/B Abmaj7/Bb

4 Eb Eb/D Cbmaj7/Db Gb Ab/Gb

7 Db/F Db Db/F F2/G G

We're see - in' stars

The musical score is written for piano in 4/4 time with a shuffle feel. It consists of three systems of music. The first system (measures 1-3) starts with a piano introduction marked 'sf' (sforzando) and includes a 'CD: 2 • Split: 4' box. The second system (measures 4-6) continues the piano accompaniment. The third system (measures 7-9) features a vocal line in the treble clef and piano accompaniment in the bass clef. The lyrics 'We're see - in' stars' are placed under the vocal line. Chord symbols are provided above the notes throughout the piece.



**PamAndrewsMusic.com**

Copyright © 2010 by Pam Andrews Publishing, 1207 Spearpoint Drive, Hendersonville, TN 37075 USA. All Rights Reserved.  
 UNAUTHORIZED DUPLICATION PROHIBITED BY LAW

## WE'RE SEEIN' STARS

10 **B** opt. lower harm. 2nd time only

in the sky, Twink and blink so way up high. Shin-ing out,

C F/C C F/C C

14 opt. upper harm. opt. lower harm.

bring-ing light for you and me, for you and me. We're see-in' stars

Emi Ami<sup>7</sup> G<sup>SUS/D</sup> G

18 **C**

eve-ry - where, Ov-er here, and ov-er there, Shin-ing out,

C F/C C F/C C

22 opt. upper harm.

bring-ing light for all to see, for all to see. We're see-in' stars.

Emi Ami<sup>7</sup> G<sup>SUS/D</sup> G



opt. choir 2

# WE'RE SEEIN' STARS

26 We're see-in' stars. —

We're see-in' stars.

opt. upper harm.

Chords: C, Fmaj7/G, C, Fmaj7/G

30 Split 1st time: 5 • 2nd time: 7

1.

**D** Solo

Chords: C, F/C, C7/E, F, Dmi7

34

Chords: Ami, Emi, F, F/G, GSUS

38

Chords: C, G/C, F/C, C7/E, F, Dmi7

## WE'RE SEEIN' STARS

42

fill - ing up the dark - ness. They're shin - ing out their

Emi A<sup>7</sup> Dmi<sup>7</sup>

45

Split: 6

Choir: opt. lower harm.

ver - y, ver - y best. We're see - in' stars

F<sup>2</sup>/G F/G G


EDIT →

# WE'RE SEEIN' STARS

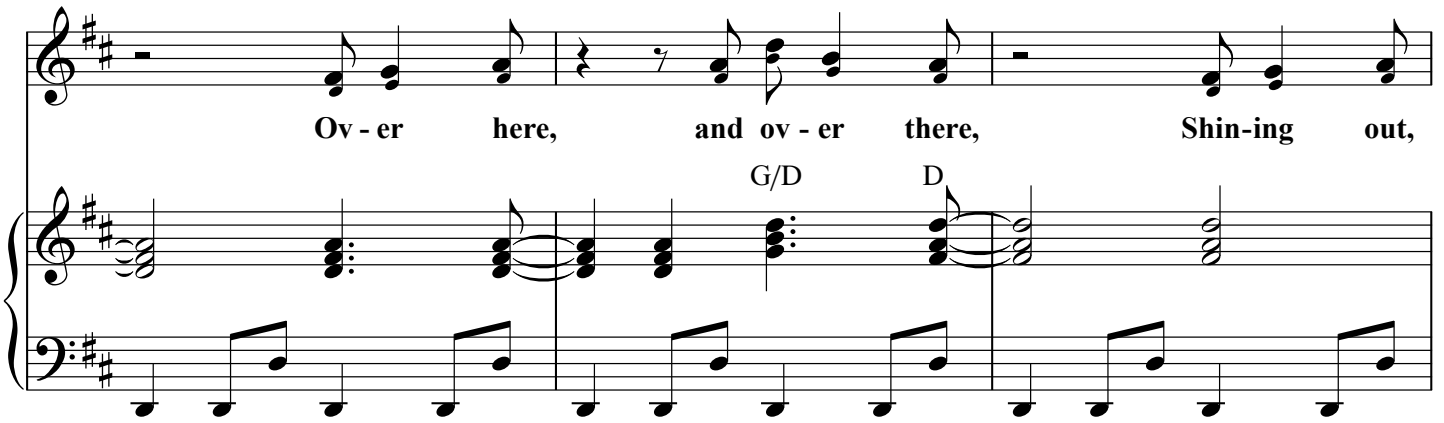
opt. lower harm.



We're see - in' stars eve - ry - where,



Ov - er here, and ov - er there, Shin - ing out,



opt. upper harm.

bring - ing light for all to see, — for all to see.



## WE'RE SEEIN' STARS

84 *opt. group 2* We're see - in' stars. —

We're see - in' stars, — *D* *Gmaj<sup>7</sup>/A* We're see - in' stars,

87 *opt. upper harm.* We're see - in' stars. —

We're see - in' stars, — *D* *Gmaj<sup>7</sup>/A* *N.C.*

90 *opt. middle harm.*

We're see - in' stars. —

*D* *D/F#* *A<sup>SUS</sup>/E* *A* *D* *G/A* *D*



# Star Power

by  
Pam Andrews

## Scene 1 CD:3

Gallexie: Please stay in line. Make sure you have your paperwork in hand before you reach the table.

Stardust: I can't believe it! We're here at Star Power Training School.

Sparky: I'm so nervous. I can't believe school is about to begin. I just hope I'm up for this. I hear only the best stars can make the cut.

Stardust: You're right. I'm kind of nervous, too.

Sparky: I've been practicing my shine all year.

Stardust: I know what you mean. I'm kind of worried. By the way, my name is Stardust.

Sparky: I'm Sparky. Nice to meet you. I'm from a little galaxy on the other side of Andromeda. So where is home for you?

Stardust: I have a giant family...you may have heard of us...the Milky Way.

Sparky: Wow, the Milky Way? That is the brightest galaxy in the universe.

Stardust: I'm blessed. My family is known to be giants in the star world. I have lots of training to get me here today.

Sparky: You'll have no problem here. This should be a breeze for you. You don't have anything to worry about.

Stardust: But you never know about Star Power Training School. I hear lots of stars are eliminated each year. They only pick the best.

Sparky: At least you are a direct descendent of a famous family. I'm just a nobody from a galaxy far far away.

Stardust: Don't worry, Sparky. You'll do great. I'm sure of it.

Sparky: Come on, Stardust. (Sparky and Stardust move to the registration table.) Let's go register.

Gallexie: Next.

Sparky: Excuse me, ma'am

Galexie: The name is Galexie (draw out slightly, Gal Lexie) or Miss Lexie to you.

Sparky: Miss Lexie, (cautiously) we'd like to register for Star Power Training School.

Galexie: Yes. Do you have your paperwork?

Sparky: Yes, I have it here in my backpack. I'm Sparky and this is Stardust. (Sparky looks through his bag.) Here it is. (Sparky hands his papers to Galexie.)

Stardust: Here's mine. (Stardust hands her paperwork to Galexie.)

Galexie: (Galexie looks over the papers.) Seems your paperwork is in order. You need to join the new recruits over there. Captain Comet will be arriving soon.

Sparky: Thank you.

Stardust: Yes, thank you. (Sparky and Stardust move toward the recruits.)

Twink: Ah, more newbies.

Sparky: Newbie? What's that?

Twink: You know...new recruits. The name's Twink...you know of the famous "Twinkle Stars." And this is my sister Blink.

Stardust: Nice to meet you, Twink...and Blink. This is my friend, Sparky and my name is Stardust.

Twink: Stardust? Are you the Stardust of the Milky Way family?

Stardust: Yes, I am.

Blink: Nice to know we have royalty among us.

Galexie: Have you met Captain Comet?

Twink: No way...or should I say, "No Milky Way!" (Twink laughs at his own joke) I'm also a newbie.

Sparky: I would've never known it. You seem so confident.

Twink: Thanks, kid. I think it's because I've spent so much time in the music world. You know, "Twinkle, Twinkle, Little Star?"

Stardust: (Stardust sings) "How I wonder what you are." You are that Twink! I just love your music.

Blink: Twink, quit showing off. Everyone knows you are a one hit wonder.

Twink: Don't let that green-eyed monster shine through Blink. You know I'm a star.

Sparky: You are a real star!

Twink: Thanks, kid. "Twinkle, Twinkle" is my biggest hit.

# TWINKLE RAP

CD: 4 • Split: 10

With a steady beat (swing 16ths) ♩ = 100

Traditional, additional words and music by  
 PAM ANDREWS  
 Arr. by John DeVries

Cmi Cmi/Bb Cmi/Ab G<sup>SUS</sup> G Cmi Cmi/Bb Cmi/Ab G<sup>SUS</sup> G

The first system of music is a piano accompaniment in 4/4 time, featuring a steady swing 16th-note bass line and a treble line with chords and melodic fragments. The chords are labeled as Cmi, Cmi/Bb, Cmi/Ab, G<sup>SUS</sup>, and G.

**A** (choir) boys or group 2: Say what? (all)

Twin- kle,twin- kle, blink, blink, twin- kle,twin- kle, whoo! Twin- kle,twin- kle, blink, blink,

Cmi Cmi/Bb Cmi/Ab

The second system includes a vocal line for a choir and piano accompaniment. The vocal line has 'x' marks above it, indicating where the choir should enter. The lyrics are 'Twin- kle,twin- kle, blink, blink, twin- kle,twin- kle, whoo! Twin- kle,twin- kle, blink, blink,'. The piano accompaniment continues with the same chord progression as the first system.

boys or group 2: Say what?

twin- kle,twin- kle, blink, blink! Twin- kle,twin- kle, blink, blink, twin- kle,twin- kle, whoo!

Cmi/G Cmi Cmi/Bb

The third system includes a second vocal line for boys or group 2 and piano accompaniment. The vocal line has 'x' marks and the lyrics 'twin- kle,twin- kle, blink, blink! Twin- kle,twin- kle, blink, blink, twin- kle,twin- kle, whoo!'. The piano accompaniment continues with the same chord progression.



**PamAndrewsMusic.com**



# TWINKLE RAP

Split: 11

Twin- kle, twin - kle, blink, blink, twin- kle, twin - kle, blink, blink!

Cmi/Ab

Cmi/G

**B**

Twink:

choir

Twink:

Twin- kle, twin- kle, lit- tle star, Twin- kle, twin- kle, lit- tle star, How I won - der wha chu are!

Cmi

choir

Twink:

choir

How I wond- er wha chu are! Up a- bove\_ the world so high, Up a- bove\_ the world so high,

Cmi

Twink: Split 1st time: 12 • 2nd time: 16

choir

Twink: Eve- ry - bo - dy!

Like a dia - mond in the sky! Like a dia - mond in the sky!

Cmi

# TWINKLE RAP

Split: 14 D group 1

Twin- kle, twin - kle, lit- tle star,

Cmi Cmi/Bb Ab Bb<sup>SUS</sup> Bb Eb Fmi Cmi<sup>7</sup>

twin - kle, twin - kle. blink, blink! Twin - kle, twin - kle, lit - tle star,

Fmi<sup>7</sup> Fmi<sup>7</sup>/Bb Eb Eb Fmi Cmi<sup>7</sup>

**E**

twin - kle, twin - kle. blink, blink! Twin - kle, twin - kle, lit - tle star,  
group 2

Fmi<sup>7</sup> Fmi<sup>7</sup>/Bb Eb Eb Fmi Cmi<sup>7</sup>

# TWINKLE RAP

twi - kle, twi - kle. blink, blink!      Twi - kle, twi - kle, lit - tle star,

twi - kle, twi - kle. blink, blink!      Twi - kle, twi - kle, lit - tle star,

Fmi<sup>7</sup>      Fmi<sup>7</sup>/Bb Eb      Eb      Fmi      Cmi<sup>7</sup>

**F**

twi - kle, twi - kle. blink, blink!      Twi - kle, twi - kle, lit - tle star,

twi - kle, twi - kle. blink, blink!      Twi - kle, twi - kle, lit - tle star,

group 3

Blink, blink, oh, blink, blink,

Fmi<sup>7</sup>      Fmi<sup>7</sup>/Bb Eb      Eb      Fmi      Cmi<sup>7</sup>

**Scene 2 CD:5**

- Sirius: (Sirius and Alpha enter bumping into Sparky.) Hey, move over kid.
- Alpha: Yeah, move over.
- Sirius: (Looking over the others in a superior way) Hey Al, looks like this Star Power Training School is really hurting for recruits. These dudes look so pathetic. No real glow power here.
- Alpha: You got that right, Sirius. Looks like we'll be pulling all the tough duty.
- Sirius: Let's go stow our gear. (Alpha and Sirius move to stage left.)
- Sparky: Who are those guys, Twink?
- Twink: They're the Beam brothers, Sirius and Alpha...He likes to be called Al. They're tough.
- Blink: They're some of the biggest stars out there. They're sure to make the cut.
- Sparky: Whoever they are, they're very rude. They almost bent one of my points.
- Gallexie: Attention everyone. Recruits, gather around. I would like to introduce you to the head of Star Power...Captain Comet. (Stars all clap.)
- Captain: At ease recruits. Miss Lexie, looks like we have a fine group of stars to enter star training.
- Gallexie: Yes, sir, Captain Comet.
- Captain: Stand up straight. Recruits. Welcome to Star Power Training School. The Star Power team is a creation of God. He placed us in the sky. (Slight pause.) Miss Lexie?
- Gallexie: Yes, Captain. It is written, "God set them in the expanse of the sky to give light on the earth, to govern the day and the night, and to separate light from darkness. And God saw that it was good."
- Stardust: How wonderful to be created by God!
- Captain: Yes, God created us to be the light in the night, but God is the real star. He is the reason we shine.

# ★ STAR POWER ★

CD: 6 • Split: 18

Driving, powerful ♩ = 130

Words and Music by  
PAM ANDREWS  
Arr. by John DeVries

1

Fmi Eb<sup>2</sup> Db

4

§ A

N.C. Fmi Eb<sup>2</sup>

Star po-wer, yea,— we see it eve-ry-where.

7

opt. upper harm.

Star pow-er, yeah,— His light is al-ways there. Star po-wer, see

Db Db Ab/Db Db Fmi



**PamAndrewsMusic.com**

## ☆STAR POWER☆

10

— His star shine through the night. Star pow-er, He turns dark-ness-in-to light.

$E_b^2$   $D_b$   $D_b$   $A_b/D_b$   $D_b$

13

**B** Je-sus is the Way, yeah the on-ly Way. Je-sus is the one and on-ly,

$F_{mi}$   $C/E$   $E_b$   $B_b/D$

16

bright and shin - ing, nev - er end - ing star pow-er, star pow-er!

$B_b$   $F_{mi}$   $E_b$   $D_b$   $E_b$

19

Split 1st time: 19 • 2nd time: 21

**C** Star pow-er! Star pow-er! Star pow-er, might

$F_{mi}$   $E_b$   $F_{mi}$   $N.C.$   $F_{mi}$   $D_b$

22

☆STAR POWER☆

- y pow-er, Shines for all the world to see.

Bbmi Bbmi<sup>7</sup> Cmi<sup>7</sup> Fmi Eb

The musical score consists of three staves. The top staff is a vocal line in treble clef with a key signature of three flats (Bb, Eb, Ab) and a 4/4 time signature. The lyrics are: "- y pow-er, Shines for all the world to see." The middle staff is the piano accompaniment in treble clef, featuring chords and some melodic lines. The bottom staff is the piano accompaniment in bass clef, featuring a steady eighth-note bass line. Chord symbols are placed above the piano accompaniment: Bbmi, Bbmi<sup>7</sup>, Cmi<sup>7</sup>, Fmi, and Eb.

EDIT➔

38 D *p*

Star po-wer! Star po-wer, yea,— wesee it eve-ry-where.

*mp* *mf*

41

Star pow-er, yeah,— His light is al-ways there. Star po-wer, see

*mp* *mf*



☆STAR POWER☆

44

*f* Split: 22

— His star shine through the night. Star pow-er, He turns dark-ness in-to light.

Gmi DSUS D7

*f*

EDIT➔

## ☆STAR POWER☆

star pow - er! Star pow - er!

E $\flat$  F Gmi F Gmi

Detailed description: This system contains the first two measures of the piece. The vocal line (treble clef) has a whole rest in the first measure, followed by a half note 'x' and a quarter note 'x' in the second measure. The piano accompaniment (grand staff) features a steady eighth-note bass line. Chords Eb, F, Gmi, F, and Gmi are indicated above the piano part.

1. Split: 23 | 2.

star pow - er! Star pow - er!

N.C. D $\text{SUS}$  Gmi

Detailed description: This system contains the next two measures. The first measure is marked '1. Split: 23' and the second '2.'. The vocal line has a whole rest in the first measure, followed by a half note 'x' and a quarter note 'x' in the second measure. The piano accompaniment continues with the eighth-note bass line. Chords N.C., D $\text{SUS}$ , and Gmi are indicated above the piano part.

**Scene 3 CD:7**

- Captain: OK, Miss Lexie, let's see what we've got.
- Gallexie: Attention, recruits. Prepare for inspection!
- Captain: (Captain walks in front of the stars as he inspects them.) Name! (All the stars jump.)
- Stardust: The name is Stardust, sir.
- Captain: Wait a minute! Are you old Milk's daughter?
- Stardust: Yes, sir.
- Captain: Well, I'm happy to see we have a true descendent of old Milky Way. You do know we went through Star Training School together Back a few thousand years ago. Glad to have you on board, Stardust.
- Stardust: Thank you, sir. (Stardust steps back into line.)
- Captain: Name! (All the stars jump.)
- Alpha: (Alpha steps forward.) The name is Alpha, Sir. I'm here to shine. I'm eager to find my place in the sky. You will find no star better than me. And this is my friend Sirius.
- Sirius: (Sirius steps forward to join Alpha) Sir!
- Alpha: We are a double threat when it comes to star power. (Sirius and Alpha step back.)
- Captain: That remains to be seen. Name! (All the stars jump.)
- Twink: The name is Twink, sir. And this is my sister Blink. I'm sure you have heard of me. I'm a famous recording artist... You know, "Twinkle, Twinkle, Little Star?" My sister, Blink, sings back up.
- Blink: Nice to meet your, sir.
- Captain: Twink and Blink? Yes, I have heard of you. At least you can provide entertainment for the USO...the United Star Organization.
- Stardust: We have another new member, sir.

(Stardust pushes Sparky forward.)

Captain: Name! (All the stars jump.)

Sparky: The name's Sparky, sir.

Captain: Mighty small to be in Star Power Training School, son.

Sparky: Don't worry about me, sir. I may be small, but I have a big glow.

Captain: (Addressing all the recruits.) I will be depending on all of you to do your very best. You see, this class of Star Power recruits has a great mission. We are hearing that with the arrival of the new King, Baby Jesus, our services will be needed. Just think, one of you recruits might actually change the world!

All: (All the stars mumble to themselves)

Galexie: Attention! (The stars stand up to attention.)

Captain: You see, joy is coming to the world! Our Creator has decided to send His one and only Son to spread His light to all the world.

# STARS AND LIGHTS

CD: 8 • Split: 24

With a cool beat, in "2" ♩ = 100

## MEDLEY

Traditional  
Arr. by John DeVries

1 N.C.

5

9 **A**

Joy, joy, joy, joy, joy! Joy to the world!

13 Split: 25

Joy, joy, joy, joy, joy! Joy to the world!



**PamAndrewsMusic.com**

## STARS AND LIGHTS MEDLEY

17 **B**

Joy to the world! The Lord, He has come! Let

C E7(#9) Ami<sup>9</sup>

21 (claps) (claps) (speaking)

earth re - ceive her King. Let earth re - ceive Her King! Let

F Ami

25


eve - ry heart pre - pare Him room And

C Ami

EDIT →


# STARS AND LIGHTS MEDLEY

33

42  (Claps)

As with glad - ness men of old


Dmi A7 Dmi Gmi Dmi Gmi7 F Ami7



46

Did the guid - ing star be - hold.

Bb Bb/C CSUS C F2 A7 A7/C#



## STARS AND LIGHTS MEDLEY

(Claps)

50

As with joy they hailed its light,  
 Dmi A<sup>7</sup> Dmi Gmi Dmi Gmi<sup>7</sup> F Ami<sup>7</sup>

54

Lead - ing on - ward, beam - ing bright;  
 Bb Bb/C C<sup>SUS</sup> C F<sup>2</sup> Bb/C

EDIT →



# STARS AND LIGHTS MEDLEY

71 D

A - way in a man ger no crib for a

76

bed, The lit - tle Lord Je - sus lay down His sweet head. The

81

stars in the sky look down where He lay, The lit - tle Lord

## STARS AND LIGHTS MEDLEY

The image shows a musical score for a medley. It consists of two systems of music. Each system has a vocal line and a piano accompaniment. The vocal line is written in a single treble clef staff, and the piano accompaniment is written in two staves (treble and bass clefs). The lyrics are: "Joy, joy, joy, joy, joy! Joy to the world!". The piano part includes various musical notations such as notes, rests, and accidentals. There are some 'x' marks above the vocal line in the second system, possibly indicating breath marks or specific articulation. The score is numbered 98 at the beginning of the second system.

Joy, joy, joy, joy, joy! Joy to the world!

N.C.

98

Joy, joy, joy, joy, joy! Joy to the world!

*triss.*

**Scene 4 CD:9**

- Captain: Classes will begin this afternoon, but before you are dismissed, I want to make sure you are all star-worthy. I need to see each of you shine your very best.
- Galexie: New recruit, Stardust. **FX:1. Split:62** (Stardust steps forward and shines. Then, returns to her place in line. Each star repeats the movement.)  
New recruit, Alpha. **FX:2. Split:63** New recruit, Sirius. **FX:3, Split:64** New recruits, Twink and Blink. **FX:4, Split:65**
- Captain: You are all shining just fine. (Turning to Sparky.) What about you, son? Let's see what you've got.
- Sparky: Yes, sir. (Sparky steps forward to attempt to shine.) **FX:5, Split:66**
- Captain: Where's your shine, kid?
- Sparky: I've always had a little trouble with my shine, sir. But, I promise to work hard to improve.
- Captain: You will have to improve, son. There are no stars in Star Power Training School that do not shine. In fact, I'm looking for the brightest star of all to lead the way in a special mission. I need the brightest star in the universe. Miss Lexie, help these new recruits stow their gear. I will return in 01:00 hours to begin class.
- Galexie: Yes, sir! Attention! (All the star recruits salute the Captain, then the Captain exits.) You can stow your gear over there. I will return with the Captain. Get ready to work. (Galexie exits.)
- Alpha: (Sparky tries to lay his gear down.) Hey, that's my spot. Move it. (Alpha and Sirius push Sparky then, Sparky moves to a different place.)
- Sirius: Yeah, move over.
- Stardust: Don't mind those guys, Sparky. Just ignore them. They're just bullies.
- Sparky: I don't blame them. It's so embarrassing that I can never shine when I need to. I try hard, Stardust. I think...shine...shine...shine. But, nothing happens.
- Blink: You're probably just trying too hard, Sparky.
- Twink: Yeah, just sing "Twinkle, Twinkle" a few times and I'm sure you will glow.

Alpha: I think the kid just doesn't have what it takes. You just ain't got it, kid.

Stardust: Ain't got what? What are you talking about?

Sirius: You know... "IT."

Sparky: What do you mean?

Alpha: Look at me, Spark, my man. I am a star. Anyone can see it. I have true star power... just look at my points. They're perfectly straight.

Blink: (Rolling her eyes or head.) Oh, brother.

Alpha: Yeah, sadly, you are just not star power material. You lack the pizzazz it takes to shine.

Sirius: What a shame.

# WE'VE GOT WHAT IT TAKES!

Words and Music by  
PAM ANDREWS  
Arr. by John DeVries

Solo

Slowly ♩ = 84

1 CD: 10 • Split: 29

Abmaj7 Ab6 Bbmi7 Bbmi6 Cmi7 Ab/C Dbmaj7 Db6 Eb *8va* We

This system contains the first two measures of the piece. The vocal line starts with a whole rest followed by a quarter note G4. The piano accompaniment features a steady eighth-note bass line in the left hand and chords in the right hand. A dynamic marking of *8va* is placed above the vocal line.

*Ped.*

3 **A**

know you'd like to join our awe - some team. But,

Db Dbmaj7 D° Eb7sus Eb7

This system contains measures 3 and 4. Measure 3 is marked with a box containing the letter 'A'. The vocal line has a melodic line with a dotted quarter note and an eighth note. The piano accompaniment continues with chords and a bass line. A *Ped.* marking is present below the piano part.

5

sad - ly you are dream - ing an im - pos - si - ble dream. We

Db Dbmaj7 Bb7/D Db/Eb Ab/C

This system contains measures 5 and 6. The vocal line continues with a melodic line. The piano accompaniment features chords and a bass line. The system ends with a final chord in the piano part.



**PamAndrewsMusic.com**

Copyright © 2010 by Pam Andrews Publishing, 1207 Spearpoint Drive, Hendersonville, TN 37075 USA. All Rights Reserved.  
UNAUTHORIZED DUPLICATION PROHIBITED BY LAW

## WE'VE GOT WHAT IT TAKES!

7

know you want to be the fin - est stars the world can see, But

Db Dbmaj7 Bb7/D Db/Eb Eb7 Fmi

9

kid, you have to know that deep down in your soul that

Db Ab/C Bbmi7 Ab/C

11

Split: 30 a tempo ♩ = 126

it's a dream that you can - not be - lieve.

Bb7/D Bbmi7/Eb Eb6 Bbmi/Eb N.C.

14

B Choir

We've got what it takes! Just look at our star pow - er, see the

Ab B° Eb7sus/Bb Eb7 Eb7/Db Ab2/C Fmi7

# WE'VE GOT WHAT IT TAKES!

17

light we can make. We've got what it takes! We shine so

Bbmi7 Eb7 C7 Gmi7 C7 Fmi Fmi7/Eb

20

bright that hu - mans in the night must wear shades. Oh,

Bb/D Bb7 Eb7 Bbmi7 Eb7 N.C.

22

yes, we have it all! We know we will be read - y when the

Ab B° Eb7sus/Bb Eb7 Eb7/Db Ab2/C Fmi7

25

cap - tain calls. No mat - ter the con - di - tion,

Bbmi7 D7 Eb7 N.C. Db D°

## WE'VE GOT WHAT IT TAKES!

27

we will lead the mis - sion. Cause we've got — it, yes, we've got — it, yes,

Ab/Eb Cmi<sup>7</sup> Db Eb<sup>7</sup> Fmi Db Eb<sup>7</sup> Fmi

30

Split: 31 / 33 **D** March tempo ♩. = 120

we've got what it takes! 1. The 2. The

Db Eb<sup>7</sup> Ab C<sup>7</sup>

35 **E** opt. group 2

Stars go march - ing one by one, hur - rah, (hur - rah!) hur - rah. (hur - rah!) The  
Stars go march - ing two by two, hur - rah, (hur - rah!) hur - rah. (hur - rah!) The

Fmi Ab

39

Stars go march - ing one by one, hur - rah, (hur - rah!) hur - rah. (hur - rah!) The  
Stars go march - ing two by two, hur - rah, (hur - rah!) hur - rah. (hur - rah!) The

Fmi Ab C<sup>7</sup>



EDIT

2. Slow Broadway "2" feel

light. 'Cause you know

Bb<sup>SUS</sup>/F Eb/F Cmi<sup>7</sup>/F Ebmi<sup>6</sup>/F

## WE'VE GOT WHAT IT TAKES!

60 **F** *accel.*

We've got what it takes! Just

B $\flat$  D $\flat$ <sup>o</sup> F<sup>7</sup>SUS/C F<sup>7</sup> F<sup>7</sup>/E $\flat$

62 *a tempo*

look at our star pow - er, see the light we can make.

B $\flat$ /D Gmi<sup>7</sup> Cmi<sup>7</sup> F<sup>7</sup> F<sup>7</sup>/E $\flat$

64

We've got what it takes! We shine so

D<sup>7</sup> Ami<sup>7</sup> D<sup>7</sup> Gmi Cmi<sup>7</sup>/F

66

bright that hu - mans in the night must wear shades. Oh,

C<sup>7</sup>/E C<sup>7</sup> F<sup>7</sup> Cmi<sup>7</sup> F<sup>7</sup> N.C.

# WE'VE GOT WHAT IT TAKES!

76

opt. upper harm.

we've got what it takes, oh yea! Cause

Chords: Eb, F7, Bb, Ab7, G7

78

we've got it, yes, we've got it, yes,

Chords: Eb, F7, Gmi, Eb, F7, Gmi

80

we've got what it takes!

Chords: Eb, F7, Bb

**Scene 5 CD:11**

- Alpha: Tough luck, kid. You just don't have what it takes to be here.
- Sirius: I almost feel kind of sorry for the kid. I said, *almost*. (Sirius and Alpha laugh.)
- Alpha: Hey, how about we head to Star Mart. We need some shine! Let's try that new star glazer top coat.
- Sirius: Sure thing. Extra buff to the shine won't hurt! (Alpha and Sirius exit.)
- Stardust: Don't listen to them, Sparky. They're just bullies. They know that if any of us go home it just makes it easier for them to make the team. God has a plan for all of us, Sparky. Don't be afraid.
- Sparky: But just look at me. I'm the smallest star of all. How can He use someone like me? *Maybe I should* go home.
- Stardust: Absolutely not. You must believe, Sparky. Believe that God brought you here for a reason. Believe that you do not have to live on your own power.
- Twink: Stardust is right. You must trust in God. He has a plan for you, Sparky.
- Blink: In Jeremiah 29:11 it says, "For I know the plans I have for you," declares the Lord, "plans to prosper you and not to harm you, plans to give you hope and a future." God will show you the way, Sparky.

(Suddenly, Captain Comet and Gallexie enters.)

- Captain: Miss Lexie, gather all the recruits immediately.
- Gallexie: Yes, sir. Attention! Star Power recruits, fall in. Move it, Move it!
- Captain: Star Power recruits. We have a visitor bringing us great news. This is a messenger of God, an angel. Listen up.
- Angel: Thank you, Captain Comet. I bring you good news of great joy that will be for all the people. Today in the town of David a Savior has been born; He is Christ the Lord.

All Stars (Cheer)

Angel: Glory to God in the highest, and on earth peace to men on whom his favor rests.

# JESUS IS BORN IN BETHLEHEM

CD: 12 • Split: 26

Joyfull, with energy ♩ = 87

Words and Music by  
PAM ANDREWS

Arr. by John DeVries

1 D<sup>5</sup> A<sup>5</sup> D<sup>5</sup>

3 **A**

Glo - ry, glo - ry to God\_ in the high-est, And on earth, peace\_ to all men.

D<sup>5</sup> A<sup>5</sup>

5

Glo - ry, glo - ry to God\_ in the high-est, And on earth, peace\_ to all men.

D<sup>5</sup> A<sup>5</sup> D<sup>5</sup>



**PamAndrewsMusic.com**

Copyright © 2010 by Pam Andrews Publishing, 1207 Spearpoint Drive, Hendersonville, TN 37075 USA. All Rights Reserved.  
UNAUTHORIZED DUPLICATION PROHIBITED BY LAW

# JESUS IS BORN IN BETHLEHEM

Split: 36 / 39

7 opt. upper harm.

And on earth, peace to all men.

D<sup>5</sup> A<sup>5</sup> D<sup>5</sup> G<sup>5</sup> D G<sup>5</sup> D

9 **B** opt. upper harm.

Je-sus is born; let's sing a - bout it. Je-sus is born; in Beth - le - hem.

G<sup>5</sup> D G<sup>5</sup> D<sup>5</sup> G<sup>5</sup> D A<sup>5</sup>

11

Je-sus is born; let's tell a - bout it. Je-sus is born, Je-sus is born,

G<sup>5</sup> D G<sup>5</sup> D<sup>5</sup> G<sup>5</sup> D G<sup>5</sup> D

13 Split: 37 / 40 opt. upper harm.

Je-sus is born in Beth - le - hem; Je-sus is born in Beth - le - hem;

D<sup>SUS</sup> D A<sup>5</sup> D<sup>5</sup> D<sup>SUS</sup> D A<sup>5</sup> D<sup>5</sup>

## JESUS IS BORN IN BETHLEHEM

15 C Solo

1. Je - sus as an in - fant ho - ly  
2. Shep - herds, who their flocks were feed - ing

17 choir Solo

Came to earth a babe that night. Wrapped in cloth, His name was Je - sus,  
Heard the an - gels up a - bove. Tell - ing them a - bout the Ba - by;

EDIT →



## JESUS IS BORN IN BETHLEHEM

24 **D**

Star of won - der star of night, Star with roy - al

G GSUS G G

27

opt. lower harm.

beau - ty bright, West - ward lead - ing, still pro - ceed - ing,

GSUS G Emi D/E Emi D7 G/D

The image shows a musical score for the hymn 'Jesus is Born in Bethlehem'. It consists of two systems of music. The first system starts at measure 24 and ends at measure 26. It features a vocal line in treble clef with a key signature of one sharp (F#) and a guitar accompaniment in treble and bass clefs. The lyrics are 'Star of wonder star of night, Star with royal'. Chords are indicated below the vocal line: G, GSUS, G, G. The second system starts at measure 27 and ends at measure 30. It continues the vocal line and guitar accompaniment. The lyrics are 'beauty bright, Westward leading, still proceeding,'. Chords are indicated below the vocal line: GSUS, G, Emi, D/E, Emi, D7, G/D. An instruction 'opt. lower harm.' is placed above the second system. The page number '56' is in the top right corner, and the title 'JESUS IS BORN IN BETHLEHEM' is at the top center. The website 'PamAndrewsMusic.com' is at the bottom right.

JESUS IS BORN IN BETHLEHEM

35

Glo - ry, glo - ry to God in the high - est, And on earth, peace to all men.

*Eb<sup>5</sup> Bb<sup>5</sup> Eb<sup>5</sup>*

37 *opt. upper harm.*

And on earth, peace to all men. And on earth, peace to all men.

*Eb<sup>5</sup> Bb<sup>5</sup> Eb<sup>5</sup> Eb<sup>5</sup> Bb<sup>5</sup> Eb*

The image shows a musical score for the hymn 'Jesus is Born in Bethlehem'. It consists of two systems of music. The first system, starting at measure 35, features a vocal line with lyrics 'Glo - ry, glo - ry to God in the high - est, And on earth, peace to all men.' and a piano accompaniment. The second system, starting at measure 37, features a vocal line with lyrics 'And on earth, peace to all men. And on earth, peace to all men.' and a piano accompaniment. The piano part includes a 'opt. upper harm.' instruction. Chord symbols are provided below the lyrics: Eb<sup>5</sup>, Bb<sup>5</sup>, and Eb<sup>5</sup> for the first system, and Eb<sup>5</sup>, Bb<sup>5</sup>, Eb<sup>5</sup>, Eb<sup>5</sup>, Bb<sup>5</sup>, and Eb for the second system. The score is written in a key signature of two flats (Bb and Eb) and a common time signature (C).

**Scene 6 CD:13**

Angel: We need the help of a Star Power team member right away. There are Wise men, Kings if you may, that want to come to worship Jesus. We need a way to guide them to the small babe.

Captain: You need a star...the brightest star...

Angel: Yes, we need the brightest star in all the heavens to show them the way.

Captain: (Captain nods.) Miss Lexie.

Galexie: Attention!

(All the Stars snap to attention.)

Captain: Stars, our mission is clear. We must find the brightest star in all of heaven to shine above Jesus. Let's see if we have any real star power among these recruits. Alpha, please shine your best.

Alpha: I have so got this covered, Captain. **FX:6, Split:67**

(Alpha shines.)

Angel: You are a very bright and strong star, but I'm afraid you don't have the power needed for this mission.

Sirius: Wait a minute! How about me. (Sirius shines.) **FX:7, Split:68**

Angel: Again, you are a powerful star, but you still lack what is needed.

Captain: Twink, step forward. This is Twink of the famous "Twinkle, Twinkle, Little Star" family and this is Blink his sister. Maybe together they will be bright enough. Shine your best, Twink and Blink.

Twink: Yes, sir.

Blink: Yes, sir. Let's sing, Twink.

Twink: Yes, sometimes if we sing our light shines brighter. **FX:8, Split:69**

# TWINKLE, TWINKLE, LITTLE STAR

Traditional

Arr. by John DeVries

CD: 14 • Split: 43

Simply ♩ = 100

1

**A**

Blink solo

Twink solo

Lit-tle

Twin - kle, twin - kle, lit - tle star,

F C G<sup>7</sup> C C F C

5

**B**

star. What you are. World so

How I won - der what you are. Up a - bove the world so high,

F C G<sup>7</sup> C C G<sup>7</sup> C G<sup>7</sup>



PamAndrewsMusic.com

Copyright © 2010 by Pam Andrews Publishing, 1207 Spearpoint Drive, Hendersonville, TN 37075 USA. All Rights Reserved.  
UNAUTHORIZED DUPLICATION PROHIBITED BY LAW

**Scene 7 CD:15**

Angel: No, sorry. Not quite enough.

Captain: How about you Stardust? (To the angel.) Stardust is a descendant of the Milky Way Stars...one of the most powerful star galaxies in the universe.

Stardust: I will try, Captain. (Stardust shines.) **FX:9, Split:70**

Angel: No, sorry. (Sadly.) Is this all you have? Don't you have any star that can shine for Jesus?

Stardust: How about Sparky? Let him try.

Alpha: The kid? No way. He has no shine at all.

Stardust: Don't listen to him, Sparky. Remember, all the power comes from the Father. The only way people will know how to find Jesus is if you shine your light. Give it a try, Sparky.

Sparky: Ok, I'll give it a try.**FX:10, Split:71**

(Sparky begins to glow brightly. All the stars but Stardust who stares in awe, hide their eyes he is so bright.)

Stardust: Sparky, you are magnificent! I've never seen a brighter star!

Twink: How did you do that, Sparky?

Blink: What made you so powerful?

Sparky: It's not me, Twink. What you see is the power of God. I'm only bright because He is shining through me.

Stardust: Sparky...you have real Star Power...the Power of God.

Angel: Captain, this recruit is perfect for our mission.

Captain: Great work, Sparky. Take your place above the manger. You must begin your great commission...to lead others to Jesus. Shine your very best, kid.

# SHINE THROUGH ME

CD: 16 • Split: 44

With reverence, in "2"  $\text{♩} = 65$

Words and Music by  
PAM ANDREWS  
Arr. by John DeVries

1

5

**A**

1. Peo-ple need to know\_\_\_ Je - sus is the Way...  
2. It's time to show the Way. \_\_\_ It's time to show the Truth.

8

Peo-ple need to have\_\_\_ Him in\_\_\_ their hearts  
It's time to show with Je - sus in\_\_\_ your heart,



**PamAndrewsMusic.com**

Copyright © 2010 by Pam Andrews Publishing, 1207 Spearpoint Drive, Hendersonville, TN 37075 USA. All Rights Reserved.  
UNAUTHORIZED DUPLICATION PROHIBITED BY LAW

# SHINE THROUGH ME

20 B opt. group 2 (or solo)

Lord, shine through me.

Shine through me. Lord,

A<sup>SUS</sup> A A/C# D A/C# Bmi<sup>7</sup>

24

Lord, shine through me.

shine through me. Help me be the light that helps the

Emi B<sup>7</sup> Emi A<sup>SUS</sup> A

28

Let me show Your love. Let me show Your peace.

world to see. Your great love, Your

D A D G/A D A/C# Bmi<sup>7</sup>

The musical score is written for voice and piano. It features a key signature of one sharp (F#) and a 4/4 time signature. The score is divided into three systems, each with a measure number (20, 24, 28) at the beginning. The first system (measures 20-23) includes a boxed 'B' and the instruction 'opt. group 2 (or solo)'. The second system (measures 24-27) includes the instruction 'opt. group 2 (or solo)'. The piano accompaniment consists of chords in the right hand and a bass line in the left hand. The lyrics are placed below the vocal line.

## SHINE THROUGH ME

32

Let me be the light...

bless - ed peace, Help me Lord, to be that light.

Emi B7 Emi A Emi<sup>7</sup>

36

Split: 46 / 48

Help me show the Way to - night. Shine, shine through

A Emi<sup>7</sup> C A

40

1. 2.

May You shine through me.

me. me.

D D



## SHINE THROUGH ME

shine through

A

The image shows a musical staff with a treble clef and a key signature of one sharp (F#). The melody consists of a half note G4, a quarter note A4, a quarter note B4, and a quarter note C5. Below the staff, the word "shine" is written under the G4 note, and "through" is written under the A4, B4, and C5 notes. A fermata is placed over the G4 note. Below the staff, the letter "A" is written, indicating the chord.

50 Solo molto rit.

Shine through me.

me. molto rit.

D D<sup>2</sup> C G D

The image shows a musical score for the song "Shine Through Me" starting at measure 50. The score is written for voice and piano. The voice part is in a treble clef with a key signature of one sharp (F#). The piano part is in a grand staff (treble and bass clefs) with a key signature of one sharp (F#). The tempo is marked "Solo" and "molto rit.". The lyrics are "Shine through me." and "me.". The piano accompaniment includes chords D, D<sup>2</sup>, C, G, and D. The piano part features a melodic line in the right hand and a bass line in the left hand. The score ends with a double bar line.

**Scene 8**      **CD:17**

Kid:            Are you a light for Jesus this Christmas? Do you have real Star Power, the power of Jesus living in your heart? First, if you do not know my King ask him to live in your heart right now. Allow him to fill your heart with his Light. You will then know what Star Power is all about. Star Power is the power of our Lord living inside us. Once you have Jesus, then share His light with all you meet. Jesus shines through the darkness. This Christmas remember the real Star Power living in your life...Jesus.

# BEHOULD THAT STAR / THIS LITTLE LIGHT OF MINE--FINALE

CD: 18 Split: 49

Traditional, PAM ANDREWS

**Boldly, in "2" ♩ = 84**

*Arr. by John DeVries*

1 C C/B Ami Fmi/Ab C/G Ami Dmi7 G7 C F/G

Piano accompaniment for the first system, measures 1-4. The score is in 2/4 time with a tempo of 84. The key signature has one flat (B-flat). The right hand plays chords and moving lines, while the left hand provides a steady bass line.

**A**

5 *Behold That Star, Traditional*

Vocal line and piano accompaniment for the second system, measures 5-8. The vocal line includes the lyrics: "Be-hold that star!.. Be-hold that star up yon-der! Be-hold that star!..". The piano accompaniment continues with chords and a bass line.

C Emi7/B Ami7 C/G F F/E Dmi7 G7 C C/B Ami Fmi/Ab

11 Split: 50

**B**

Vocal line and piano accompaniment for the third system, measures 11-14. The vocal line includes the lyrics: "It is the star of Beth-le-hem. Be-hold that star!.. Be-hold that". The piano accompaniment continues with chords and a bass line.

C/G Ami Dmi7 G7 C C Emi7/B Ami7 C/G F F/E



**PamAndrewsMusic.com**

## BEHOLD THAT STAR / THIS LITTLE LIGHT OF MINE--FINALE

Solo C (Choir, opt. upper harm.)

There was no room found in the inn, This is the star of

C Ami C/G Ami

26 Solo Split: 52 (Choir, opt. upper harm.)

Beth - le - hem. For Him who was born free from sin, - This is the star of

Dmi<sup>7</sup> G<sup>7</sup> C C Ami C/G Ami

30 2. Split: 53

Beth - le - hem.

Dmi<sup>7</sup> G<sup>7</sup> C F/G C C/D D

# BEHOLD THAT STAR / THIS LITTLE LIGHT OF MINE--FINALE

33 Faster, triplet feel ♩ = 180

**D** *This Little Light of Mine, Traditional*

33

This lit - tle light of mine,

G<sup>7</sup> C/D G<sup>7</sup> C/D G C/D

37

I'm gon-na let it shine. This lit - tle light of mine,

G<sup>7</sup> C/D G<sup>7</sup> Ami<sup>7</sup> G/B C<sup>7</sup>

41

I'm gon-na let it shine. This lit - tle light of mine,

C/D G<sup>7</sup> C/D G<sup>7</sup> C/D G<sup>7</sup> C/D

45

I'm gon-na let it shine, Let it shine, let it shine, let it shine.

G<sup>7</sup> B<sup>7</sup> Emi Cm<sup>i</sup>6/Eb G/D D<sup>7</sup>

## BEHOLD THAT STAR / THIS LITTLE LIGHT OF MINE--FINALE

49 Split: 54 E

Hide it un - der a bush - el? No!

53

I'm gon-na let it shine.

EDIT →

## BEHOLD THAT STAR / THIS LITTLE LIGHT OF MINE--FINALE

Driving, powerful ♩ = 130

65 Split: 55

F

Star po-wer, yea,— we see it eve-ry - where.

Gmi DSUS D7 Gmi F2

*f*

69

opt. upper harm.

Star pow-er, yeah,— His light is al - ways there. Star po- wer, see

Eb Eb Bb/Eb Eb Gmi

72

— His star shine through the night. Star po- wer, He— turns dark - ness in - to light.

F2 Eb Eb Bb/Eb Eb

75

Je- sus is the Way, yeah— the on - ly Way. Je- sus is the one and on - ly,

Gmi D/F# F C/E

## BEHOLD THAT STAR / THIS LITTLE LIGHT OF MINE--FINALE

78

bright and shin - ing, nev - er end - ing star pow - er, star pow - er!

C Gmi F Eb Eb F

81

Star pow - er! star pow - er! We're see - in' stars

Split: 56 Triplet feel ♩ = 148 opt. lower harm.

Gmi F Gmi N.C. A<sup>SUS</sup> A

85

**G** *We're Seein' Stars, Pam Andrews*

in the sky, Twink and blink so way up high. Shin - ing out,

D G/D D G/D D

89

bring - ing light for you and me, — for you and me. We're see - in' stars

opt. upper harm. opt. lower harm.

F#mi Bmi<sup>7</sup> A<sup>SUS</sup>/E E<sup>mi</sup><sup>7</sup> A



# BEHOLD THAT STAR / THIS LITTLE LIGHT OF MINE--FINALE

93

eve-ry-where, Ov-er here, and ov-er there, Shin-ing out,

D G/D D G/D D

97

bring-ing light for all to see, — for all to see. We're see-in' stars,

F#mi Bmi<sup>7</sup> A<sup>SUS/E</sup> Emi<sup>7</sup> A

Split: 57 opt. upper harm.

opt. group 2

101

We're see-in' stars. — We're see-in' stars. opt. upper harm.

We're see-in' stars, — We're see-in' stars,

D Gmaj<sup>7</sup>/A D Gmaj<sup>7</sup>/A

105

We're see-in' stars. —

N.C. D D/F# A<sup>SUS/E</sup> A D G/A D

opt. middle harm.

## Short Production Notes

### 9 Songs

Galexie	Girl, Star Power Training School Administrator
Stardust	Girl, Good natured recruit
Sparky	Boy, Smallest, youngest, seemingly weakest recruit
Twink	Boy
Blink	Girl
Sirius	Boy, Self confident, bully
Alpha	Boy, Self confident, bully
Captain Comet	Boy, Recruit instructor
Angel	Boy or Girl
Kid	Boy or Girl
Optional	Nonspeaking, recruits

**Galexie** Play up the stereotype of a no nonsense school administrator, large rimmed glasses, hair in a bun, khaki shirt and pants or khaki dress, with or without a blazer. Or

Kids' **STAR POWER** T-shirt and jeans + blazer

**Captain Comet** Should be dressed to look "military" in same colors as Galexie or Kids'

**STAR POWER** T-shirt and jeans + blazer..

**Stardust** All black or Kids' **STAR POWER** T-shirt and jeans + Star costume

**Sparky** All black or Kids' **STAR POWER** T-shirt and jeans + Star costume

**Twink** All black or Kids' **STAR POWER** T-shirt and jeans + Star costume

**Blink** All black or Kids' **STAR POWER** T-shirt and jeans + Star costume

**Sirius** All black + Star costume

**Alpha** All black + Star costume

**Angel** In traditional costume

**Kid** Kids' **STAR POWER** T-shirt and jeans

### Optional:

**Recruits** Kids' **STAR POWER** T-shirt and jeans

**Choir:** If possible the choir should wear **STAR POWER** T-shirts and jeans. See first page of this section for order information OR ideas on making your own T-shirts.


## Set Construction

Minimal set design. All action occurs at the Star Power Training School. No set changes required.

# Seasonal Musicals

## All-In-One Musical contains...


- Stereo Listening CD ● Split Track ● Accompaniment CD ● Piano/Voc. Scores/Kids' Scores
- Full Production Notes for the musical ● Tech Script ● Spiritual and Musical Lessons
- 20 Devotionals ● Written Movements for songs ● Movement DVD



## The Perfect Gift

A Christmas Musical  
for Children

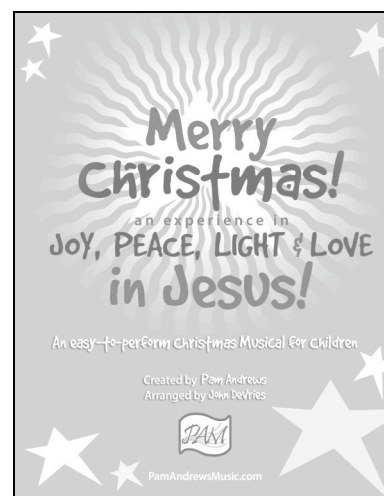
The story of **The Perfect Gift** begins at **Bethlehem Mall** at the **Star of Wonder Gift Shoppe**. Weary from travel, three Wise Men enter the shop seeking special gifts to present to the **New King**. Discover through magnificent songs, hilarious humor, and a touching story that Jesus was the **"Perfect Gift"** from God to the world, and the best gift we can give to Jesus is our hearts.



## Christmas Shop Around the Corner

A Christmas Musical for Children

**Christmas Shop Around the Corner** begins in front of Stone's Department Store where owner, Harry Stone, has lost his heart for Christmas. With the assistance of two colorful mall cops, the children of First Church choir decide to open the **Christmas Shop Around the Corner** to raise money to surprise Emily (a choir member) and her family with Christmas gifts. Emily meets Mr. Stone and brings encouragement to his heart. Unknowingly, Emily even donates money to the choir's cause providing a wonderful display of **Mark 12:42-44**. Mr. Stone prays for forgiveness and once more has a "heart of Christmas." With songs that are both hip and fun, come join us in the **Christmas Shop Around the Corner!**  
You will find the best gift ever...  
**Jesus!**




## Merry Christmas!

An Easy-To-Perform  
Christmas Mini-Musical  
for Children

Experience this versatile musical with your children.  
Merry Christmas! works well with the small choir with minimal parts as well as for the larger choir requiring many parts.  
Discover the JOY, PEACE, LIGHT, and LOVE of Jesus.


For more information about these exciting products from Pam, go to **PamAndrewsMusic.com**

# New Collections for Preschoolers




Teach your young children the truths of God's Word Through these 10 easy-to-sing songs just for them.

1



Teach your young children about living in God's world. Get the wiggles out with these 10 easy-to-learn, clap, snap and sing songs.

2



Teach your young children principles of the Christian life through these 10 easy-to-sing songs about friends, family and special holidays.

3


[PamAndrewsMusic.com](http://PamAndrewsMusic.com)

# Music Made FUN

## 32 Homemade Instruments and Worship Tools Vol. 1


Throughout the years Pam has shared many of her homemade instruments and worship tool ideas at conferences and seminars. Now in her first volume, 32 of these ideas are written down for you.

Hands-on activities can enhance the worship experience for your children. A worship tool in the hand of a child creates a way for even the non-singer to experience the blessing of worship.



## Hymns Rock

Do your children come to choir wiggling and wild after a long day of school? Let **Hymns Rock** help you get out those wiggles as well as develop steady beat in your children. This is an exciting product for children's choirs of all ages. This product will help develop steady beat by utilizing hands-on, high-energy activities. All the directions for using this product are found in the jacket of the CD. The music provided for the movement is all hymn based and set to a driving beat. You will have hours of fun rocking to the beat of **Hymns Rock!**




[PamAndrewsMusic.com](http://PamAndrewsMusic.com)



# Non-Seasonal Musicals

## I'm Gonna Sing!

A Praise and Worship  
Mini-Musical Experience for Kids

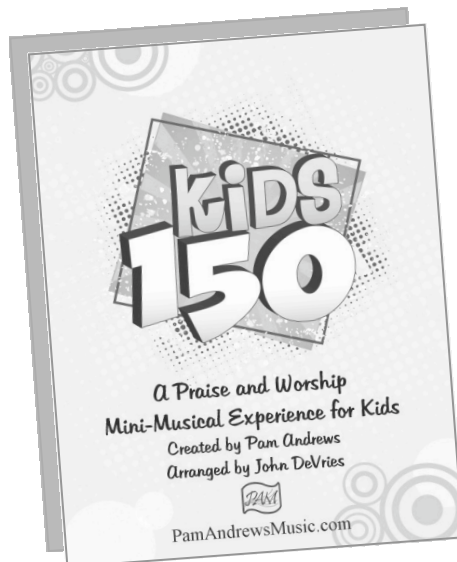


God, the Father created us. God, the Son Jesus came to provide us eternal life through His sacrifice. God, the Holy Spirit came to guide us each day. These important biblical concepts are found in this wonderful, easy-to-sing mini-musical which is perfect for all occasions. Your children will enjoy the upbeat songs while hiding the love of God in their hearts.

## KIDS 150

A Praise and Worship  
Mini-Musical  
Experience for Kids

Provide a fun and rockin' praise and worship experience for your children. They will enjoy the contemporary sound of the music and you will love the hopeful and positive message this mini musical expresses. There is also an optional congregational ending.




## The PROMISE CRUISE

Join the **Wake Up! World** television news-show hosts as their guests tell the story of God's saving grace—a message just as relevant today as in Noah's time.

Through the flood, God preserved Noah in the ark, a picture of our life in Christ. These clever and entertaining songs will help your children remember the redeeming love of our Lord long after your production. From talking animals to power tools,


this musical will appeal to everyone.



## Land of the Giants

In **Land of the Giants**

everything is larger than life. The Giants, a little league team, realizes their chances of a winning season seem unlikely due to their inexperience and lack of talent. They are especially worried about facing the Phillies-Team, who have the biggest, baddest, batting line-up in the area. As they begin practicing, their ball accidentally flies over the fence. They climb through a loose board and discover the **Land of the Giants**—a land where grass towers over their heads and soda cans are bigger than barrels. They meet Hopper, a cool critter from this new world who introduces the kids to great faith lessons from the Bible using some interesting Bible personalities. The message of courage and faith in God as well as some of the coolest songs ever will inspire you and your kids.



[PamAndrewsMusic.com](http://PamAndrewsMusic.com)



The logo for 'Star Power' is written in a stylized, red, outlined font. The word 'STAR' is positioned above 'POWER', and both are slanted upwards to the right. The background of the entire page is dark blue with several bright yellow stars of varying sizes scattered throughout.

Meet Sparky Star.

Sparky is in star training with his other young stars when suddenly, he realizes that he has a super power...he shines brighter than all the other stars. At first, his friends do not appreciate his special talent of shining toooo brightly!

But, they finally see that God has a special mission for Sparky...to light the way to Jesus. This musical provides a wonderful means to teach children that they all have talents to use for the Lord, while also presenting the joy of Jesus' birth to our world.

WE'RE SEEIN' STARS

TWINKLE RAP

STAR POWER

STARS AND LIGHTS MEDLEY

WE'VE GOT WHAT IT TAKES!

JESUS IS BORN IN BETHLEHEM

SHINE THROUGH ME

BEHOLD THAT STAR/THIS LITTLE LIGHT  
OF MINE—FINALE

Staging suggestions, lesson plans, movement scripts, and so much more is available in the  
Star Power Resource Materials

[PamAndrewsMusic.com](http://PamAndrewsMusic.com)